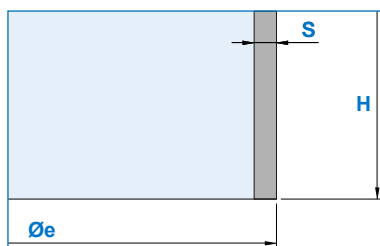


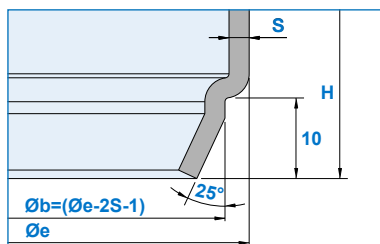
FONDI BOMBATI SEMISFERICI

Øe mm	H rifilato mm	H bordato mm	S mm
150	75		3
194	97		3
200	100	110	3
220	110	120	2
260	130	140	2
315	157,5	167,5	2
400	200	200	3
405	202,5	212,5	6
430	215	225	3
450	225	235	5
500	250	260	3
550	275	285	5 ÷ 6
560	280	290	4
600	300	310	5
610	305	315	4
615	307,5	317,5	5

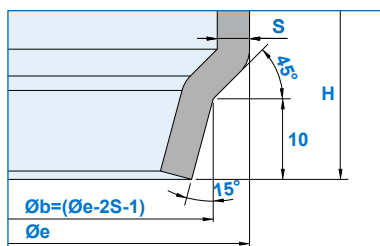
TIPO DI BORDATURE ESEGUIBILI



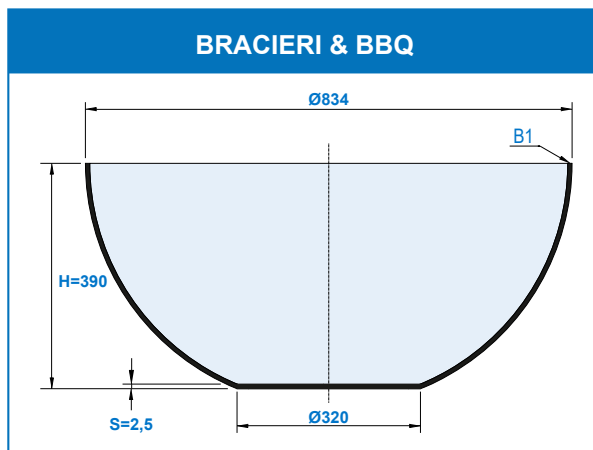

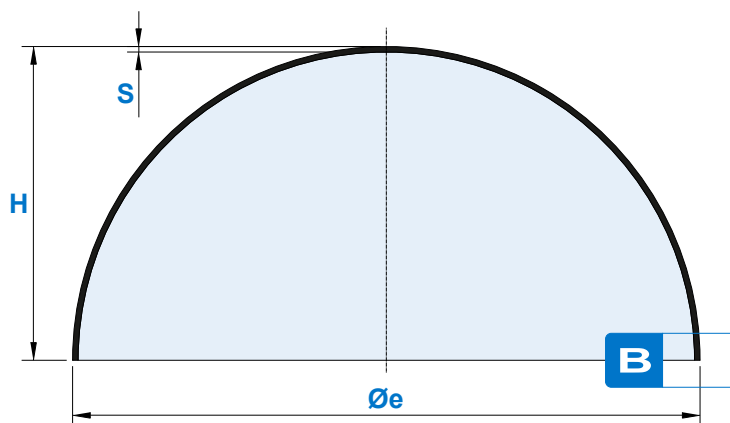
B1
RIFILATO



B3
BORDATO
S ≤ 3mm



B4
BORDATO
S > 3mm



* la quota h e la capacità V sono state calcolate per fondi rifilati con S = 3mm | **il peso teorico riportato è da moltiplicare per lo spessore in mm



Zapè srl

Via del Perlar 98 • 37135 Verona VR • Italy

w. www.zape.it • t. +39 045 500855 • e. info@zape.it